PU injection & grouting

TECHNICAL ILLUSTRATED GUIDE / 03

A local treatment for water-bearing concrete cracks.

01 Identify the active leak

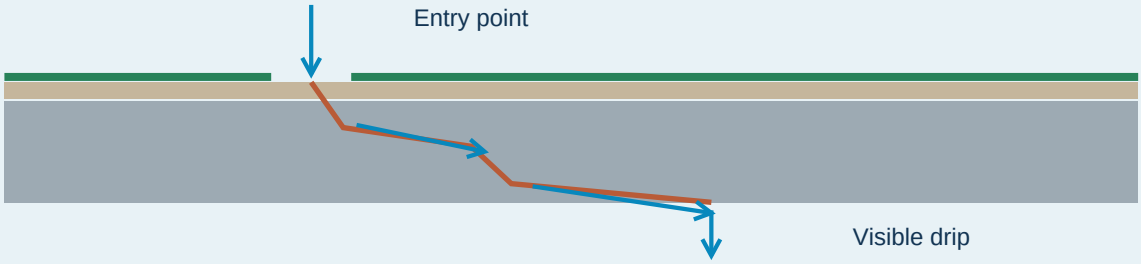

Confirm that seepage is through concrete, rather than a leaking pipe or fitting.

02 Inject into the affected crack

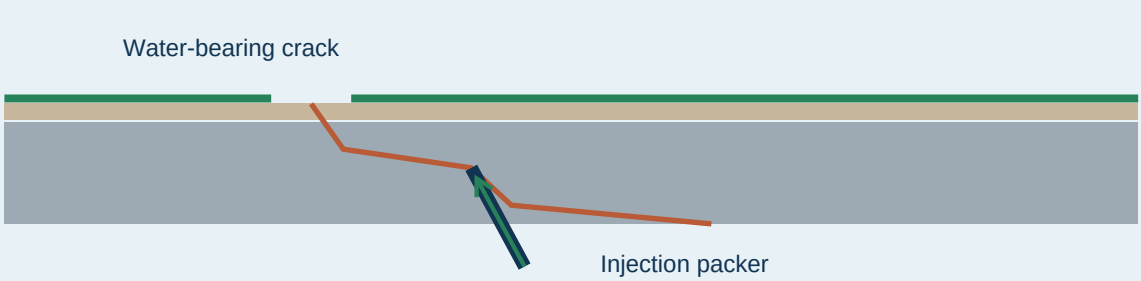

A trained installer selects packer locations and compatible resin after checking concrete and concealed services.

03 Monitor after treatment

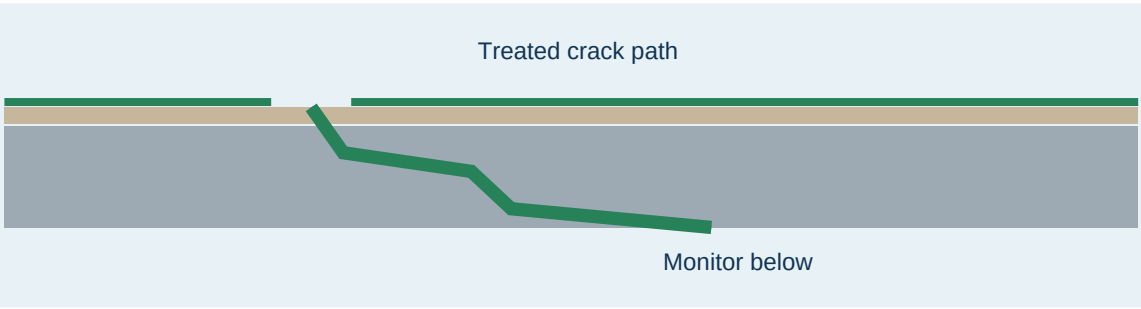

Resin can seal a treated water path. It does not replace an entire roof waterproofing system or repair structural movement.

Conceptual illustrations only. Verify actual site conditions and product specifications.