Wall seepage & cracks

TECHNICAL ILLUSTRATED GUIDE / 09

Identify the external water entry route.

01 Rain enters a defect

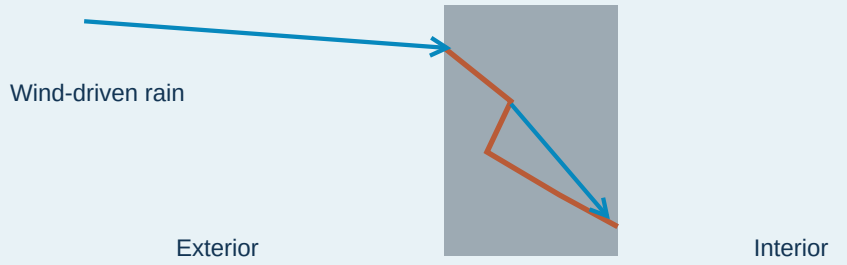

Cracks, failed joints and porous finishes may admit wind-driven rain.

02 Assess the crack first

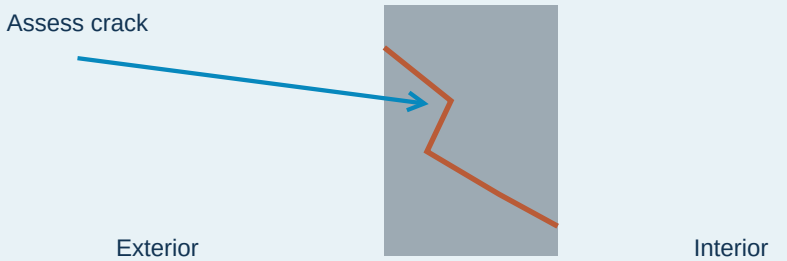

Distinguish stable surface cracks from active or structural cracks. Seek engineering assessment when required.

03 Repair and protect

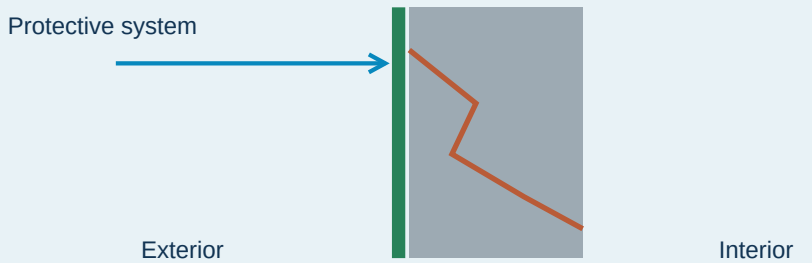

Treat suitable cracks and apply a compatible exterior waterproofing system. Address joints and other entry points too.

Conceptual illustrations only. Verify actual site conditions and product specifications.