Waterproofing maintenance

TECHNICAL ILLUSTRATED GUIDE / 10

Inspect before deciding to recoat or replace.

01 Clean and inspect

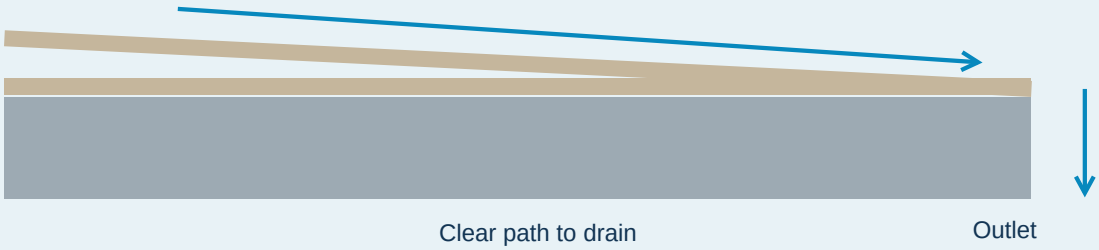

Keep outlets clear and inspect exposed coatings for wear, cracks and loss of adhesion.

02 Recoat a sound system

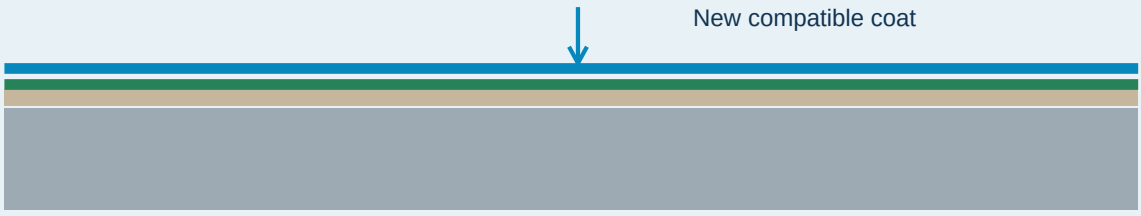

If the existing coating is sound and compatible, clean, prepare and apply the specified maintenance coating.

03 Repair or replace failed areas

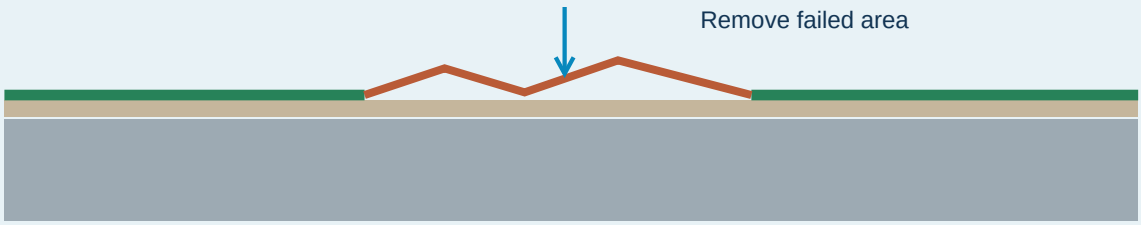

Remove unsound material and investigate trapped moisture or recurring defects before selecting a repair system.

Conceptual illustrations only. Verify actual site conditions and product specifications.